

## Gulf of Mexico Research Planning Survey Results

### Average Rating of Ocean Research Priorities Plan Themes and Priorities

Theme (RP number identifies research priorities that are affiliated with each theme.)	Average rating*
<b>Improving Ecosystem Health</b> (RP 14-16)	4.21
<b>Stewardship of Natural and Cultural Ocean Resources</b> (RP 1-4)	4.14
<b>The Ocean's Role in Climate</b> (RP 11-13)	4.07
<b>Increasing Resilience to Natural Hazards</b> (RP 5-7)	4.00
<b>Enhancing Human Health</b> (RP 17-20)	3.75
<b>Enabling Marine Operations</b> (RP 8-10)	3.73

The following table describes each research priority from the Ocean Research Priorities Plan:

Research Priority	Average rating*
Understand and predict the impact of natural and anthropogenic processes on ecosystems (RP 14)	4.30
Understand human-use patterns considering economic, sociological, and cultural factors that may influence resource stability and sustainability (RP 3)	4.26
Apply understanding of marine ecosystems to develop appropriate indicators and metrics for sustainable use and effective management (RP 16)	4.23
Understand interspecies and habitat/species relationships to support forecasting resource stability and sustainability (RP 2)	4.23
Understand the status and trends of resource abundance and distribution through more accurate, timely and large-scale assessments (RP 1)	4.20
Understand the response of coastal and marine systems to natural hazards and apply that understanding to assessments of future vulnerability to natural hazards (RP 6)	4.13
Understand the impact of climate variability and change on the biogeochemistry of the ocean and implications for its ecosystems (RP 12)	4.10
Apply understanding of natural and human caused processes to develop socioeconomic assessments and models to evaluate the impact of multiple human uses on ecosystems (RP 15)	4.09
Understand ocean-climate interactions within and across regions (RP 11)	4.08
Apply understanding of the ocean to help project future climate changes and their impacts (RP 13)	4.04
Understand the interactions between marine operations and the environment (RP 8)	3.95
Understand how hazard events initiate and evolve and apply that understanding to improve forecasts of future hazard events (RP 5)	3.95
Apply understanding to develop multi-hazard risk assessments and support development of models, policies, and strategies for hazard mitigation (RP 7)	3.93
Apply advanced understanding and technologies to enhance the benefits of various natural resources from the open ocean and coasts (RP 4)	3.88
Understand sources and processes contributing to ocean-related risks to human health (RP 17)	3.78
Understand human health risks associated with the ocean and the potential benefits of ocean resources to human health (RP 18)	3.77
Understand how human use and valuation of ocean resources can be affected by ocean-borne human health threats and how human activities can influence these threats (RP 19)	3.75
Apply understanding of environmental factors affecting marine operations to characterize and predict conditions in the maritime domain (RP 9)	3.70
Apply understanding of ocean ecosystems and biodiversity to develop products and biological models to enhance human well-being (RP 20)	3.68
Apply understanding of environmental impacts and marine operations to enhance the marine transportation system (RP 10)	3.55

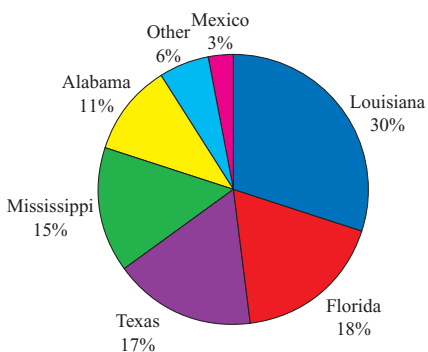
\* Average rating of importance according to survey respondents (1 = Very Low to 5 = Very High). Average rating for each theme is the computed average rating of all research priorities within the given theme.

## Gulf of Mexico Research Planning Survey Results Demographics and Occupational Interest

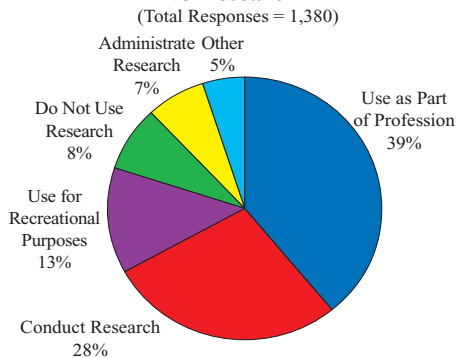
<b>Occupational Interest</b> (N = 1,358) (Respondent could select up to three interest areas.)	<b>Number with Interest</b>	<b>Percent with Interest</b>
Improving Ecosystem Health	761	56%
Stewardship of Natural and Cultural Ocean Resources	669	49%
Increasing Resilience to Natural Hazards	271	20%
Enabling Marine Operations, Business, and Commerce	267	20%
The Ocean's Role in Climate	246	18%
Enhancing Human Health	198	15%
None of the Above	195	14%

<b>Years of Experience</b> (N = 1,207)	<b>Average Years</b>	<b>Total Years</b>
Use research as part of profession	10.60	9,994
Conduct research	8.55	5,591
Administrative research	4.48	2,991
Total years reported		20,576

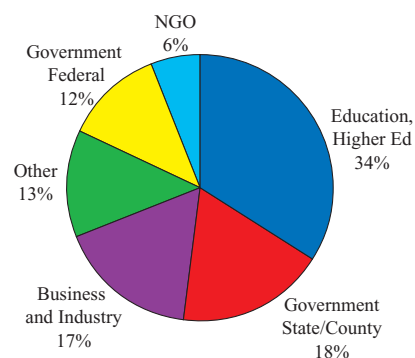
**Survey Responses by State**  
(Total Responses = 1,582)




**Survey Respondent Affiliation to Research**  
(Total Responses = 1,380)



**Survey Responses by Affiliation**  
(Total Responses = 1,486)



For more information about the survey results, contact Steve Sempier at [stephen.sempier@usm.edu](mailto:stephen.sempier@usm.edu) or visit <http://masgc.org/gmrp>.



**MASGC-08-007**

This publication was supported by the National Sea Grant College Program of the U.S. Department of Commerce's National Oceanic and Atmospheric Administration under NOAA Grant NA06OAR4170078 and the Florida Sea Grant Program, Louisiana Sea Grant Program, Mississippi-Alabama Sea Grant Consortium, and Texas Sea Grant Program. The views expressed herein do not necessarily reflect the views of those organizations.